

An analysis of Canada's declared live wildlife imports and implications for zoonotic disease risk

Michèle Hamers ^a, Angie Elwin ^{a,d}, Rosemary-Claire Collard ^b, Chris R. Shepherd ^c, Emma Coulthard ^d, John Norrey^d, David Megson ^d, and Neil D'Cruze ^{a,d,e}

^aWorld Animal Protection, 90 Eglinton Avenue East #960, Toronto, ON M4P 2Y3, Canada; ^bDepartment of Geography, Simon Fraser University, 8888 University Drive, Burnaby, BC V5A 1S6, Canada; ^cMonitor Conservation Research Society, Box 200, Big Lake Ranch, BC V0L 1G0, Canada; ^dEcology & Environment Research Centre, Department of Natural Sciences, Manchester Metropolitan University, Manchester M1 5GB, UK; ^eWildlife Conservation Research Unit (WildCRU), Department of Biology, University of Oxford, The Recanati-Kaplan Centre, Abingdon Road, Tubney, Oxfordshire. OX13 5QL, UK

Corresponding author: Michèle Hamers (email: michelehamers@worldanimalprotection.ca)

Abstract

In Canada, there have been calls for increased research into and surveillance of wildlife trade and associated zoonotic disease risks. We provide the first comprehensive analysis of Canadian live wildlife imports over a 7-year period (2014–2020), based on data from federal government databases obtained via Access to Information requests. A total of 1 820 313 individual animals (including wild-caught and captive-bred animals but excluding fish, invertebrates, Columbiformes (pigeons), and Galliformes (game birds)), from 1028 documented import records, were imported into Canada during 2014–2020. Birds were the most imported taxonomic class (51%), followed by reptiles (28%), amphibians (19%), and mammals (2%). In total, 22 taxonomic orders from 79 countries were recorded as imported. Approximately half of the animals (49%) were imported for the exotic pet market. Based on existing literature and a review of the Canadian regulatory apparatus, we gesture to these importations' potential implications for zoonotic disease risk and discuss potential biosecurity challenges at the Canadian border. Finally, we identify data gaps that prevent an extensive assessment of the zoonotic disease risk of live wildlife imports. We recommend data collection for all wildlife importation and improved coordination between agencies to accurately assess zoonotic disease risk.

Key words: exotic pet, human health, pandemics, international wildlife trade, zoonotic disease

Introduction

The global wildlife trade is a multibillion-dollar industry that involves around a quarter of Earth's terrestrial vertebrate species (Scheffers et al. 2019). The trade can have positive outcomes by providing potential socioeconomic benefits for local communities (Roe and Lee 2021). However, the relation between the trade in wild animals and potential positive outcomes is often ambiguous (Challender et al. 2022) and it is difficult, expensive, and labour intensive to gather data to determine whether the trade, or aspects of it, has positive, neutral, or negative outcomes (Frank and Wilcove 2019; Marshall et al. 2020; Hughes et al. 2021). The negative outcomes of wildlife trade are more clearly established. The commercial trade in wild animals for exotic pets, luxury goods, entertainment, meat, and traditional medicine represents one of the most prominent direct drivers of biodiversity loss (Morton et al. 2021) and species extinction risk globally (Díaz et al. 2019). Wildlife trade also indirectly places pressure on biodiversity through the spread of pathogens (Springborn et al. 2015; O'Hanlon et al. 2018) and invasive species (Reino et al. 2017; Cardador et al. 2019; Lockwood et al. 2019) and can be harmful to the health and welfare of the individual animals involved (Baker et al. 2013). Human health is also

threatened, as the trade in wild animals and their parts can, depending on the species, carry a high potential for zoonotic disease emergence and transmission (Smith et al. 2009; IPBES 2020). The COVID-19 pandemic, for example, which has been linked to the trade in wildlife (Boni et al. 2020), has resulted in unparalleled global social and economic damage, causing more than five million human deaths worldwide (WHO Coronavirus (COVID-19) Dashboard 2022) and an estimated cost of US\$1 trillion to the global economy in 2020 alone (UNCTAD 2020). The emergence, impact, and severity of zoonotic diseases depend on a range of factors including the species involved and the prevalence of human activities (Borsky et al. 2020).

The wildlife trade is the movement of live wild animals (i.e., undomesticated animals, both wild-caught and captive-bred) and plants, and parts thereof (Broad et al. 2002), for commercial purposes, including as pets, food, entertainment, traditional medicine, and luxury goods like fashion and trophies (Smith et al. 2017). The trade includes wild animals that are captive-bred, reared, ranched, or taken from the wild (Nijman et al. 2018; Harrington et al. 2020) and is composed of both legal and illegal markets (t Sas-Rolfes et al. 2019). Legality of the trade is complex, in many cases varying by

jurisdiction, so animals' status as legal or illegal can shift as they are moved through the supply chain (Wyatt et al. 2020). In recent decades, globalization, ease of and access to travel, and increasing wealth and wealth inequality have led to intensified commercialization of the wildlife trade (Liew et al. 2021; Wu 2021). Moreover, the rise of social media (Martin et al. 2018; Moloney et al. 2021; Stringham et al. 2021) has led to an expansion in the reach and number of connections in wildlife trade networks, complicating enforcement efforts and exacerbating the risks posed.

Previous studies and calls to action related to wildlife trade have largely been unbalanced in their geographic focus, with much more work focused on biodiversity hotspots, such as Southeast Asia and Africa (Can et al. 2019; United Nations Office on Drugs and Crime 2021) where the effects of the wildlife trade are most publicized, or in regions where demand for wildlife products is seemingly the greatest, for instance in the United States of America (US), Europe, and China (Auliya et al. 2016; Symes et al. 2018; Xiao et al. 2021). However, other countries, like Canada, also play a role in the commercial wildlife trade. Specifically, Canada has been identified as one of the largest (re)exporters of Convention on International Trade in Endangered Species of Wild Fauna and Flora (CITES)-listed species that are carriers of at least one zoonotic disease (UNEP-WCMC and JNCC 2021). Canada also plays a role as an intermediary, for example in relation to trade in marine aquarium animals and live hoofstock to the US (Rhyne et al. 2017; Smith et al. 2017), the legal and illegal trade of bear parts to countries such as the Czech Republic (Shepherd et al. 2020), Australia, and New Zealand (Cassey et al. 2021), and the trade in ball pythons (*Python regius*) as exotic pets from West Africa (D'Cruze et al. 2020c). The overall average annual financial value of the legal live wild animal trade in Canada from 2016 to 2020 was estimated at \$85.7 million CAD for exportations and \$100.6 million CAD for importations (Government of Canada 2022). For wild animal parts and derivatives (excluding species used in aquaculture), the estimated value averaged \$33.1 million CAD for exportation and \$39.1 million CAD for importation during the same 5-year period (Government of Canada 2022).

Aside from these existing studies and data, little is known about the volume and species of live wildlife imported into Canada, leaving the overall trade inadequately qualified and quantified. In this paper, we develop an initial detailed picture of the volume and type of live wildlife species imported into Canada to fill this knowledge gap. To achieve depth in our analysis, we have a relatively narrow focus on the importation of live wild vertebrate animals. For the purposes of this study, we define wild animals as undomesticated animals, both wild-caught and captive-bred. Although the line between wild and domesticated animals is not clearcut (see Braverman 2015), our definition follows other studies of wildlife trade, as well as CITES, which include captive-bred and reared animals as wildlife (e.g., Bush et al. 2014; Smith et al. 2017). Our study includes mammals, birds, reptiles, and amphibians, imported for purposes such as pets, farming, zoos, scientific research, and entertainment. All other taxonomic classes are excluded, including all invertebrates, fish, and plants. Fish were excluded because the

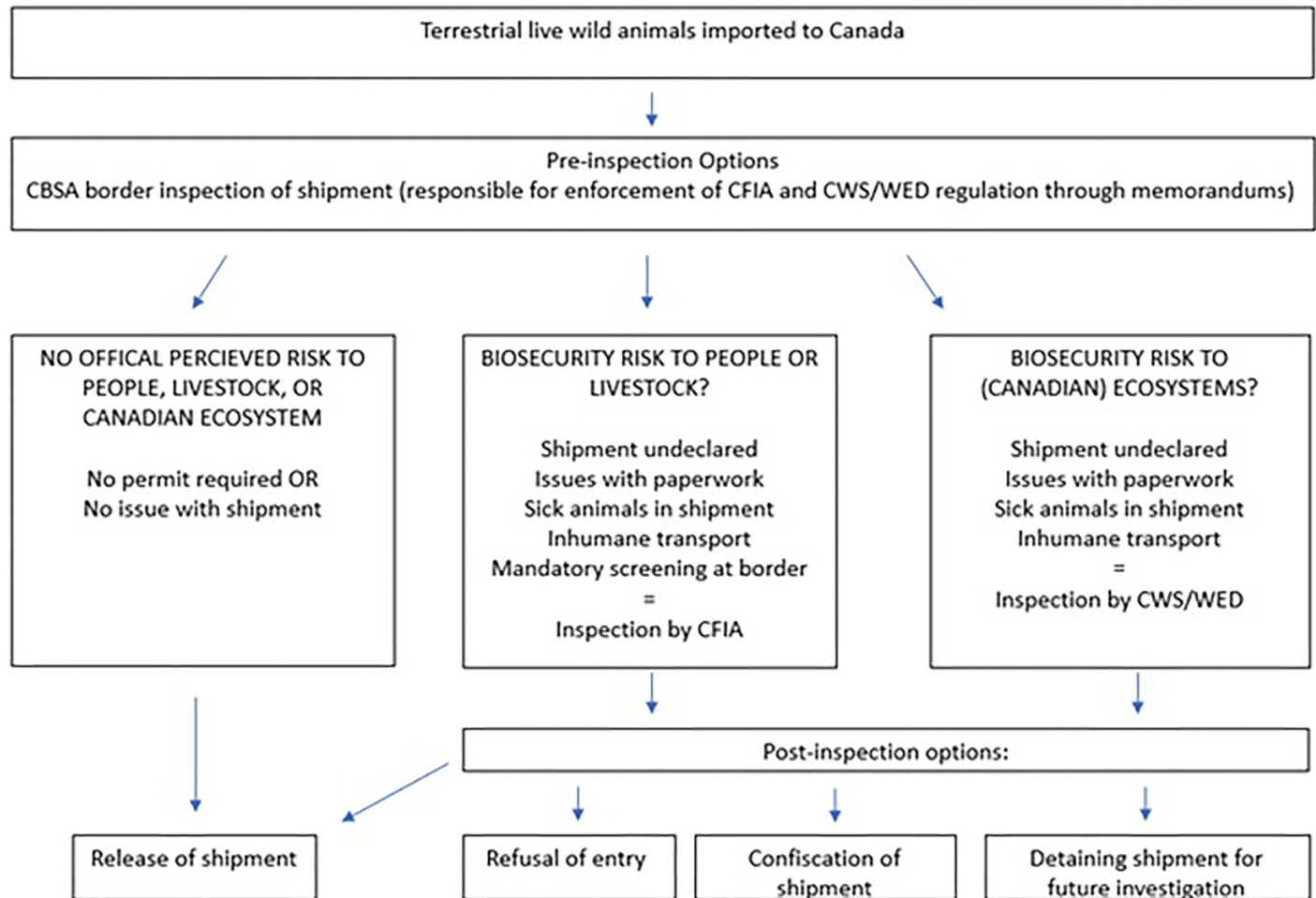
high volume of their trade would have likely significantly skewed the dataset, and because Canada's regulatory measures around fish importations largely focus on preventing disease introductions that could impact native wild fish populations rather than preventing zoonotic diseases. Furthermore, fish also pose a lower zoonotic disease risk (Ziarati et al. 2022).

In Canada, various ministries and agencies are responsible for the regulation of wild animal importations and exportations, but implementation and enforcement of related legislation falls primarily under the jurisdiction of three main regulatory bodies: the Canada Border Services Agency (CBSA) reporting to the Minister of Public Safety and Emergency Preparedness; the Canadian Wildlife Service (CWS) and the Wildlife Enforcement Directorate (WED) reporting to the Minister of Environment and Climate Change Canada (ECCC); and the Canadian Food Inspection Agency (CFIA) reporting to the Minister of Health and the Minister of Agriculture. The CBSA oversees Canada's international border activities and assists the CFIA, CWS, and WED with enforcement of regulations pertaining to wildlife trade under the Customs Act (importation and exportation) by performing initial compliance verification of shipments guided by operational memorandums (Government of Canada 2012a, 2012b). The CFIA's mandate is to protect Canada's livestock and mitigate the risk of the introduction or spread of animal diseases through the Health of Animals Act (S.C. 1990, c. 21) and Regulations (Government of Canada 2015). The CWS is mostly concerned with the policy and permitting implementation of CITES through the Wild Animal and Plant Protection and Regulation of International and Interprovincial Trade Act (S.C. 1992, c. 52) (WAPPRIITA) and Regulations, whereas WED is responsible for the enforcement of the Act and Regulations (Branch 2017; Government of Canada 2020). Other government departments that may regulate the importation of wild animals include Fisheries and Oceans Canada and Global Affairs Canada.

The CBSA is the gatekeeper, tasked with identifying potential or real noncompliance issues with shipments at the border and subsequently reporting them to the appropriate agency. Any shipment containing live wild animals must be declared at the border. Shipments can be refused entry, confiscated, or detained by the CBSA and referred to the CFIA, CWS, or WED when content is undeclared, when missing necessary permits/certificates, when it is suspected that animals are sick or infected with a reportable or any other disease, or when animals are transported in a "non-humane way and not kept safe from harm and injury" (Government of Canada 2018; Minister of Justice 2019) (Fig. 1).

Over the past two decades there have been calls for increased research into and surveillance of wildlife trade into Canada, to build capacity, and implement preventative measures to address pressing zoonotic disease risks (Stephen et al. 2004; Farnese 2014). Some government action has since been taken to mitigate the risk of zoonotic pathogens entering the country. For example, the federal government has restricted commercial live import of high-risk species such as primates, tortoises, and turtles, and a variety of birds and rodents (Government of Canada 2011a; Stephen 2019). Additionally,

Fig. 1. Flowchart of responsibilities and activities at the Canadian border related to terrestrial live wild animal imports.



governments have created the Pan-Canadian Approach to Wildlife Health, a collective effort from the federal, provincial, and territorial government departments as well as the Canadian Wildlife Health Cooperative, whose mission is to “strengthen Canada’s capacity to identify and reduce wildlife health threats that put conservation, public health, or economic and cultural opportunities at risk” (Federal, Provincial, and Territorial Governments of Canada 2018). While these actions are important first steps, it remains unclear what data the government is collecting on wildlife importations and how reliable these data are. Comprehensive data are crucial for the government and researchers to conduct meaningful studies, surveillance, and disease risk assessments. Epidemiologists have long argued that any future measures taken to address health risks related to the trade in wild animals must be informed by a comprehensive analysis of data on the import and export of wild animals to and from Canada (Stephen et al. 2004). However, to our knowledge, with the exception of a peer-reviewed study by Canadian customs concerning the amphibian trade (Gerson 2012), no such analysis exists.

To begin to address this information deficit, we provide an initial comprehensive analysis of Canadian live wildlife imports, including mammals, birds, reptiles, and amphibians. Data were obtained via Access to Information requests and

pertain to Canadian imports, recorded in the CFIA and CBSA databases, of all consignments of live wildlife, i.e., all undomesticated mammals, reptiles, amphibians, birds, and excluding plants, fish, and invertebrates. Domesticated mammals are defined as all livestock, domesticated cats, domesticated dogs, guinea pigs, donkeys, horses, ferrets, rabbits, fancy mice, and fancy rats. We evaluate the type and volume of species entering Canada over a 7-year period between 2014 and 2020, with additional focus on the country of origin and purpose of import. We requested information on imports between 2014 and 2020 out of processing time considerations and because we wanted to evaluate recent trends in trade. Our aim was to provide an overview of the import data, establish what data the government is collecting and whether there are gaps, and highlight some of the potential zoonotic pathogens associated with taxa commonly imported into Canada.

Methods

Data collection

Data on the volume of live wild vertebrates imported into Canada between 2014 and 2020 from all other countries were obtained from the CBSA and CFIA via Access to Information

requests, which were received between July 20th, 2020, and July 6th, 2021. We requested available data from the CBSA on all live imported undomesticated wild vertebrates (reptiles (Reptilia), amphibians (Amphibia), birds (Aves), and mammals (Mammalia)) that do not require an import permit but are inspected and released by the CBSA. Information regarding the lowest available taxonomic status (e.g., species, genus, family, order, or class), reported country of origin, country of export, animal source (e.g., wild-caught, captive-bred, or ranch), and intended purpose (e.g., commercial, zoological, pets) for all imports was specifically requested during this process. Data on species considered as “livestock” or “domesticated” (i.e., animals that have been controlled and bred for human benefit over many generations, eventually resulting in changes to their genetic makeup and appearance, e.g., cat (*Felis catus*), dog (*Canis familiaris*), and cattle (*Bos taurus*)) were excluded from this information request. The same request was made to both the CFIA and the CBSA. However, for the CFIA, we requested information on all live imported non-domestic wild vertebrates subject to CFIA permits and/or health certificates and/or any type of other certificate required to obtain clearance to enter Canada. By submitting two separate requests, we hoped to be able to cross-reference the datasets and verify importation records.

Data management

The CFIA dataset consisted of nine columns of information including “Year”, “Taxonomic name”, “Common name”, “State/Province of origin”, “Country of origin”, “Animal Source”, “Purpose of import”, “Number of individuals imported”, and “Port of import”. A total of 607 import records (i.e., lines of data in dataset) were provided in the original CFIA dataset. Information relating to “Year” and “Country of Origin” was complete with no missing data. The CBSA dataset consisted of eight columns of information including “Year”, “Taxonomic name”, “Common name”, “Country of origin”, “Place of export”, “Animal source”, “Purpose of import”, and “Number of individuals imported”. A total of 1043 import records were provided in the original CBSA dataset. Information relating to “Year” was complete with no missing data, ten records for “Number of individuals reported” and one record for both “Country of Origin” and “Place of Export” were missing.

For our analysis, we supplemented both the datasets by adding the following new columns of information: “Class”, “Order”, “Family”, “Genus”, “Species”, and “Import purpose”, which we populated using information from the original datasets. The new columns related to taxonomic information were populated using the information listed under “Taxonomic name” and “Common name” in the original dataset. For example, where “Common name” listed “Parrots”, we filled the new “Class” and “Order” columns with “Aves” and “Psittaciformes”, respectively. The new column “Import purpose” was used to break down the information from “Purpose of import” into seven broader categories: “Pets”, “Educational/Conservation”, “Entertainment”, “Farming”, “Scientific/Research”, “Zoo”, and “Unknown” (see the Supplementary material 1 for a breakdown of all categories). See [Table 1](#) for details of the dataset and variables.

Any variables not common across the two datasets were not included in the analysis (CFIA: “Port of import”, “State/Province”; CBSA: “Place of export”). Any suspected duplicate import records were highlighted in the CFIA dataset by creating a unique code (using data entered for “Year”, “Class”, “Order”, “Country of Origin”, and “Number of Individuals”). This only resulted in four duplicate import records, where it could not be ruled out that the species traded were the same (i.e., same year, country of origin, number of individuals, and taxa, but no species listed).

As all animal importations must be declared at the border, the CBSA dataset includes all animal imports subject to CFIA regulations. Therefore, the CFIA and CBSA data should correspond for animals subject to CFIA regulations. However, significant discrepancies were found. For example, all primates are subject to CFIA regulations, but 16 212 nonhuman primates were imported according to CFIA data versus 23 277 according to CBSA data. Similar data inconsistencies were also found for Testudines (423 in CFIA data versus 529 in CBSA data) and birds. All bird importations are also subject to CFIA regulations out of concern for avian influenza. According to the CBSA, 1 089 319 birds were imported during 2014–2020. CFIA records of the same time period only detailed 45 228 birds. Due to these inconsistencies, we decided to analyze the two datasets separately. Since the CBSA is the only agency that receives all declaration forms from all imported wildlife, we relied on their dataset for the main body of this analysis. A summary for CFIA data can be found in the Supplementary material 1.

It must also be noted that our reported numbers of individual “live animals” might also include deceased animals. Data are based on declaration forms that list the intended number of live animals and do not include any data of animals that might have died in transit. Additional information about mortality rates was not requested.

Information was missing (i.e., the field in the dataset was blank) for a proportion of the 1043 CBSA import records, including variables from the original dataset (Taxonomic name (71% missing, $n = 729$), Country of origin ($<1\%$, $n = 1$), Animal source (96%, $n = 989$), Purpose of import (6%, $n = 59$), and Number of individuals ($<1\%$, $n = 10$)) and the created variables (i.e., the variable records could not be completed due to missing data in the original dataset) (Order (39%, $n = 400$), Family (53%, $n = 543$), Genus (56%, $n = 576$), and Species (62%, $n = 634$)). Given the level of taxonomic uncertainty amongst the trade records (i.e., family-, genus-, and species-level data were missing for over half of the records), only taxonomic class- and order-level information was used in our analyses.

Statistical analysis

All analysis was carried out in Excel and R ([R Core Team 2021](#)). We described the tabulated categorical data using descriptive statistics, including percentages, bar charts, circle plots, and heat maps. Chi-squared goodness of fit was used to investigate the distributions of these data across year, taxonomic group, and regions. Pearson’s correlation tests were used to investigate associations between the number of import records and number of animals imported over time. Spearman’s rank correlation was used to test for

Table 1. Data included in the analysis, explanation of variables, and the data type (either from the original dataset or a variable created for this study using information provided in the dataset).

Variable	Details	Data origin
Year	Year of import	Original datasets
Taxonomic name	Species taxonomic name (if available/applicable)	Variable added
Common name	Species common name or description of animals, e.g., “Cheetah” (if available/applicable)	Original datasets
Class	Taxonomic class of imported species	Variable added
Order	Taxonomic order of imported species	Variable added
Family	Taxonomic family name of imported species (if available/applicable)	Variable added
Genus	Taxonomic genus name of imported species (if available/applicable)	Variable added
Country of origin*	Reported country of origin	Original datasets
Animal source	Source of animal (“Captive”, “Wild”, “Farm”, “Zoo”, and “Laboratory”)	Original datasets
Purpose of import	Specific reported purpose of import (if available/applicable)	Original datasets
Import purpose	Broad categories of reported purpose of import (“Pets”, “Farming”, “Scientific/Research”, “Zoo”, “Education/Conservation”, “Entertainment”)	Variable added
Number of individuals	Reported number of individuals in import	Original datasets

*Defined by the CBSA as “The country in which the goods have been grown, produced or manufactured, according to criteria laid down for the application of the Customs tariff or quantitative restrictions, or any measure related to trade”.

association between the number of animals imported for different purposes over time. Figures were produced using ggplot2 (Wickham and Chan 2016). Chord diagrams were created using the package “circlize” (Gu et al. 2014). The R code used in the analysis is provided in the Supplementary material 2.

Results

Total volume imported

A total of 1 982 945 individual wild vertebrates were recorded as being imported into Canada according to CBSA records during 2014–2020. This consisted of 1043 individual import records (with one record representing one row in the provided data sheet). Over this time period, the mean number of import records annually was 235.43 (± 33.45), and the mean number of animals imported was 293 675.43 ($\pm 59 963.89$). The number of individual live animals imported varied significantly over the years ($X^2 = 54 393$, $df = 6$, $p < 0.001$), as did the number of import records ($X^2 = 110.79$, $df = 6$, $p < 0.001$). However, Pearson’s correlation tests revealed no significant correlation between the number of individual wild vertebrates imported over time ($p > 0.05$), or the number of import records reported over time ($p > 0.05$).

After the initial analysis, we decided to remove Columbiformes (pigeons), Galliformes (game birds), and species like *Phasianus* spp. (pheasants) and *Perdix* spp. (true partridges) due to their “semi domesticated” nature, because we were only interested in imports of wild animals, i.e., undomesticated animals. In total, this impacted 9% ($n = 162 632$) of 1 982 945 individual live animals: Columbiformes (2 shipments, $n = 1771$ (1%)) and Galliformes (15 shipments, $n = 160 861$ (99%)). This data only accounted for 1% ($n = 17$) of the actual number of records (see the Supplementary material 1). This resulted in a dataset with a total of 1 820 313 individual wild vertebrates

from 1028 documented imports. This is the dataset we analyze from this point.

Purpose of import

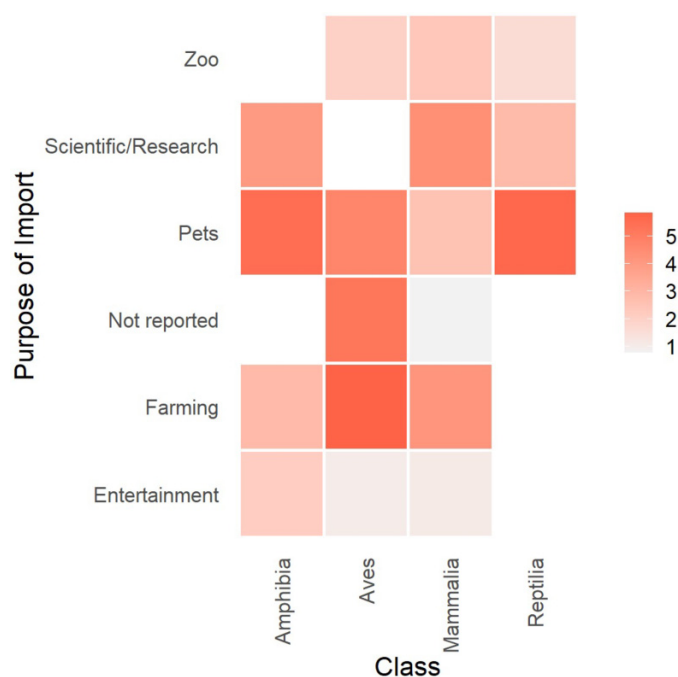
When referring to the broad categories of import purpose into Canada during 2014–2020, the most frequently CBSA reported purpose by number of individual live wild vertebrates imported was “Pets” (49%, $n = 893 657$), followed by “Farming” (40%, $n = 726 673$), “Scientific/Research” (2%, $n = 35 504$), “Zoo” (<1%, $n = 380$), and “Entertainment” (<1, $n = 173$). A further 163 926 (9%) animals were reported in the CBSA database where the purpose of import was not reported. Almost all (>99%, $n = 163 920$) of these animals were birds (Fig. 2). In terms of the number of import records, the most frequently reported purpose of import was “Pets” (67%, $n = 691$), followed by “Scientific/Research” (16%, $n = 165$), “Zoo” (8%, $n = 88$), “Farming” (2%, $n = 17$), and “Entertainment” (<1%, $n = 8$). A further 59 import records did not have information on import purpose (6%).

Spearman’s rank correlation tests revealed that there was no significant change in the total number of individual wild vertebrates imported as “Pets”, “Entertainment”, “Scientific/Research”, or “Zoo” over time ($p > 0.05$). However, there was a significant decrease in the number of live animals imported for “Farming” over the time period ($R = -0.86$, $df = 5$, $p = 0.024$) (Fig. 3). Furthermore, there was a significant increase in the number of import records reported for “Pets” over time ($R = 0.964$, $df = 5$, $p = 0.003$), with 2020 having the highest number of import records for “Pets” (Fig. 4). There were no other significant changes in terms of the number of trades into Canada for other import purposes.

Taxa imported

The 1 820 313 individual live wild vertebrates recorded by the CBSA as imported into Canada during 2014–2020

Fig. 2. Heat map of CBSA reported broad purpose of import by taxonomic class (\log_{10} of number of recorded individual animals).



included species from four reported taxonomic classes (Fig. 5C). The number of animals varied significantly across the classes ($X^2 = 901\,642$, $df = 3$, $p < 0.001$) (Fig. 5B), as did the number of import records ($X^2 = 336.77$, $df = 3$, $p < 0.001$).

The highest number of individual live animals imported was birds (51%, $n = 926\,687$), followed by reptiles (28%, $n = 510\,813$), amphibians (19%, $n = 342\,653$), and mammals (2%, $n = 40\,160$) (Fig. 6). One import record did not have information on taxonomic class reported and contained 60 individual animals.

A total of 22 different reported taxonomic orders were present in the data. The number of import records varied significantly across the orders of animals imported ($X^2 = 4\,781.7$, $df = 22$, $p < 0.001$). The number of individual animals imported was also unevenly distributed across the orders of animals ($X^2 = 250\,585.72$, $df = 22$, $p < 0.001$) (Fig. 7). In terms of the number of individual live wild vertebrates imported, the most frequently traded was Anura (frogs and toads) (15%, $n = 299\,144$), followed by Squamata (snakes, lizards, and amphisbaenians) (2%, $n = 32\,364$), Primates (apes and monkeys) (1%, $n = 23\,273$), Passeriformes (songbirds) (<1%, $n = 19\,776$), and Carnivora (carnivores) (<1%, $n = 15\,402$) (Fig. 7; see also the Supplementary material 1). A large segment of import records did not report the taxonomic order (Fig. 7); in total, 1426743 individual live wild vertebrates ($n = 400$ records) were associated with import records where the order could not be determined.

Country of origin

According to the CBSA database, the live wild vertebrates imported into Canada during 2014–2020 originated

from a total of 79 different countries (Fig. 8). The primary regions from which the animals originated were North America ($n = 482$, 46%), Asia ($n = 179$, 17%), Europe ($n = 151$, 14%), and Africa ($n = 138$, 13%) based on the number of import records, and North America ($n = 1\,612\,372$, 81%) and Europe ($n = 124\,952$, 6%) for the volume of individual animals imported (Fig. 8). With regard to the number of individual import records entering Canada, the highest number reported in the CBSA database originated from the US (46%, $n = 479$), followed the Vietnam (7%; $n = 74$) and the Netherlands (4%; $n = 42$) (see the Supplementary material 1). In terms of the overall number of individual live wild vertebrates imported into Canada, the vast majority originated from the US (81%, $n = 1\,612\,365$), and the remaining 78 countries each accounted for less than 3% of the total (see the Supplementary material 1).

Discussion

In a 7-year time span (2014–2020), more than 1.8 million individual live wild vertebrates across four different taxonomic classes were imported into Canada, including 926 687 birds (51%), 510 813 reptiles (28%), 342 653 amphibians (19%), and 40 160 mammals (2%). Approximately half of these wild animals (49%) were imported for the exotic pet market. Twenty-two different taxonomic orders were recorded as being imported into the country, with Anura (frogs and toads) by far the most frequently traded, accounting for 15% ($n = 299\,144$) of the total. Wild animals imported into Canada originated from 79 different countries across six different continents, though almost half the shipments came from the US. The volume of animals imported, together with the wide diversity of species originating from countries across the globe could pose a significant public health risk for Canada.

Whether legal or illegal, the transportation of wild animals from varied species and origins contributes to the movement of pathogens and can result in pathogens that jump species barriers and from animals to people (Karesh et al. 2005; Borzée et al. 2020). More than 70% of zoonotic emerging infectious diseases over the past half century have originated from wildlife (Taylor et al. 2001; Kruse et al. 2004; Jones et al. 2008). While the government data examined here do not consistently report on whether imports are of wild-caught or captive-bred animals, both sources pose disease risks. Although captive-breeding facilities allow for disease monitoring, they can also involve large numbers of animals in poor welfare conditions, which are a likely source of zoonotic diseases (Can et al. 2019, p. 14). It is outside the scope of this paper to conduct an in-depth review of all potential disease risks associated with each imported wild animal. However, we draw on existing literature to begin to explore possible disease risks associated with each taxonomic class to reflect on the potential public health risks the importation of wild animals into Canada engenders.

Mammals

All animals can be carriers of zoonotic diseases, but mammals are of particular concern from a public health perspective because they are an important reservoir of most

Fig. 3. Breakdown of the total number of individual live wild vertebrates (“total volume”) imported into Canada from 2014 to 2020 recorded by the CBSA, by purpose of import and taxonomic class (including missing data—“not reported”).



emerging and concerning zoonotic infectious diseases, including those with pandemic potential (Woolhouse and Gowtage-Sequeria 2005; Pavlin et al. 2009; Shivaprakash et al. 2021). Rodentia, Chiroptera (bats), Carnivora, Cetartiodactyla (e.g., even-toed ungulates), and Primates are the orders with the largest number of species that can harbour the highest number of zoonotic diseases (Han et al. 2016; Gibb et al. 2020; Johnson et al. 2020; Shivaprakash et al. 2021). Examples include Rabies, Herpes B, Monkeypox, Yellow fever, Hantaviruses, and the Nipah virus (Schneeberger and Voigt 2016; Devaux et al. 2019). The Canadian import records show that at least 40 160 mammals, across 10 orders, were imported into Canada from 20 different countries across Asia, Europe, and North America during 2014–2020. Some of the species identified, such as bats, small carnivores and primates, are of heightened public health risk when considering their role in the transmission of previous zoonotic epidemics globally, including severe acute respiratory syndrome (SARS), Middle East Respiratory Syndrome (MERS), and Ebola (IPBES 2020).

Most of the mammals were imported for scientific/research and farming purposes though, and are therefore likely subject to greater biosecurity scrutiny and measures at their end destination through respective industry policies.

Imports of mammals into Canada during 2014–2020 included more than 15 000 mink for the purpose of farming. During the COVID-19 pandemic, the farming of mink illustrated how a virus can jump the species barrier, infecting both mink and people. Mink on farms were infected by humans and subsequently infected humans with the SARS-CoV-2 virus, including with mutated variants. Millions of farmed mink have been culled in Europe and North America, including Canada, due to outbreaks of SARS-CoV-2 among mink farmers (Fenollar et al. 2021; Larsen et al. 2021).

Birds

Half of all importations into Canada during 2014–2020 were of birds (51%, $n = 926\,687$). The zoonotic disease risk posed by trade in birds, whether imported for farming,

Fig. 4. Breakdown of the number of CBSA import records, into Canada from 2014 to 2020, by purpose of import and taxonomic class (including missing data—"not reported").



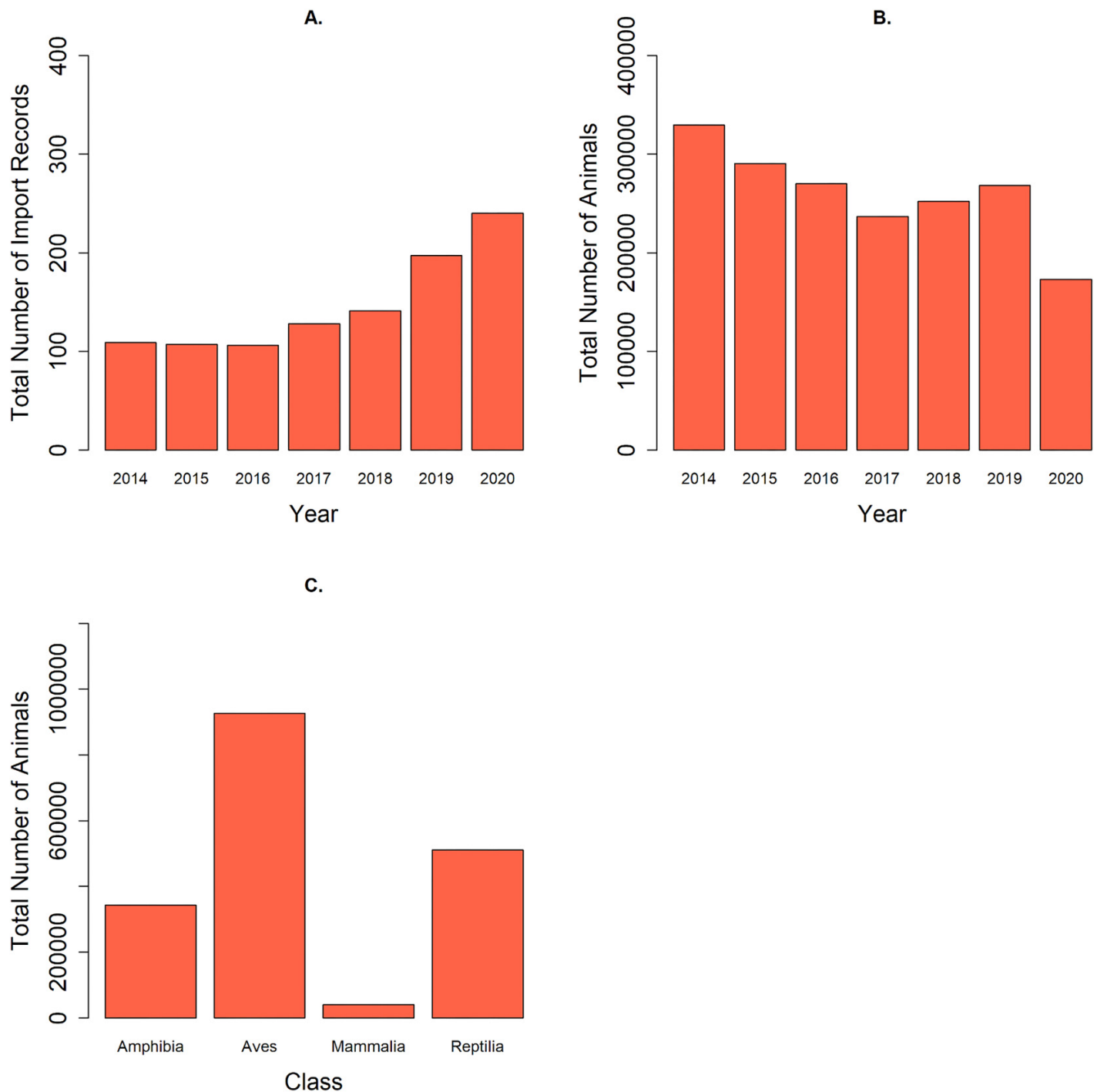
exotic pets, or other purposes, has been well documented (Nga et al. 2019). For example, in 1981, Newcastle Disease virus and *Chlamydia psittaci*, among other zoonotic pathogens, were found in 147 of 269 bird shipments that mostly contained songbirds (*Passerine* sp.) and parrots (*Psittacine* sp.) (Rigby et al. 1981). Wild birds can harbour many zoonotic diseases including, but not limited to, bacterial diseases like *Campylobacteriosis*, *Psittacosis*, *Salmonellosis*, fungal diseases like *Cryptococcus* and *Aspergillus* infections, and vector-borne diseases like the West Nile virus (Warwick et al. 2003; Zahoor et al. 2018). The West Nile virus is now considered endemic to Canada, though how this virus established itself in Canada remains unclear (Ogden et al. 2017). Since the 1960s, other zoonotic diseases like avian influenza have also been recorded in commercial farms, backyard breeders, and wild birds and have caused human infection in Canada (Pasick et al. 2009; Kim et al. 2016; Naguib et al. 2019). The international wild bird trade has been implicated

in the spread of the avian influenza virus (Kilpatrick et al. 2006), which in 2005 led to the ban of wild bird imports to the EU (Reino et al. 2017). In Canada, there is currently a ban on the import of birds from at least 21 countries where highly pathogenic avian influenza is considered endemic (Government of Canada 2011b), but a comprehensive ban like that in place in the EU has not yet been implemented, leaving Canada potentially vulnerable to the disease risk associated with the import and re-export of wild birds.

Reptiles and amphibians

In 2017, Canada prohibited the importation of *Caudata* (salamanders) without an injurious wildlife import permit, to prevent the introduction of *Batrachochytrium salamandrivorans* (*Bsal*) (Government of Canada 2017), a disease that has decimated salamander populations around the world (Martel et al. 2013; Grear et al. 2021). However, when it comes to emerging zoonotic infectious diseases, reptiles and

Fig. 5. Reported imports of live wild vertebrates into Canada during 2014–2020 as recorded by CBSA. (A) Total import records recorded by year. (B) Total number of individual live wild vertebrates imported by year. (C) Total reported number of live vertebrates imported by taxonomic class. See the Supplementary material 1 for CFIA data summary.



amphibians are often overlooked (Tompkins et al. 2015; Gilbert et al. 2019), including in Canada. Our analysis shows that 47% of wild animals imported into Canada during 2014–2020 were reptiles and amphibians, primarily of the orders Anura (frogs and toads) and Squamata (lizards, snakes, and amphisbaenians). According to the CFIA Automated Import Reference System, no animal health requirements exist for amphibians and reptiles imported into Canada, except

for tortoises and freshwater turtles (Government of Canada 2021). Tortoises and freshwater turtles are restricted out of public health concern, in particular to prevent *Salmonella* infections. However, it is widely accepted that all reptiles can be carriers and transmitters of *Salmonella* (Mitchell and Shane 2001), and outbreaks related to reptile keeping and handling have occurred in Canada and the US (Mettee Zarecki et al. 2013; Public Health Agency of Canada 2021). These animals

Fig. 6. Percentage number of individual live wild vertebrates imported (trade volume) into Canada during 2014–2020, according to CBSA records, by taxonomic classes (inner), and respective orders (outer).



can also harbour a variety of bacterial and viral diseases of concern including different strains of the Encephalitis virus, Herpes virus, and West Nile virus (Clark and Karzon 1972; Lee et al. 1972; Klenk et al. 2004). For example, a recent study of ball pythons ranches in Togo for the international exotic pet trade found that they hosted bacteria belonging to the genera *Acinetobacter*, *Bacteroides*, *Citrobacter*, *Enterobacter*, *Lysobacter*, and others (D'Cruze et al. 2020a). Rush et al. (2021) identified 18 reptile and amphibian pathogens in relation to their trade, including, but not limited to, zoonotic pathogens like *Mycoplasma* sp., *Escherichia coli*, and *Fusarium solani* (Rush et al. 2021), and recently the first case of Brucellosis was isolated from an amphibian in France (Rouzig et al. 2021). Reptiles are also known carriers of zoonotic parasites like ticks, mites, and roundworms (Rataj et al. 2011; Mendoza-Roldan et al. 2020, 2021) and can host more than 50 different vector species (Mendoza-Roldan et al. 2020) making their trade rel-

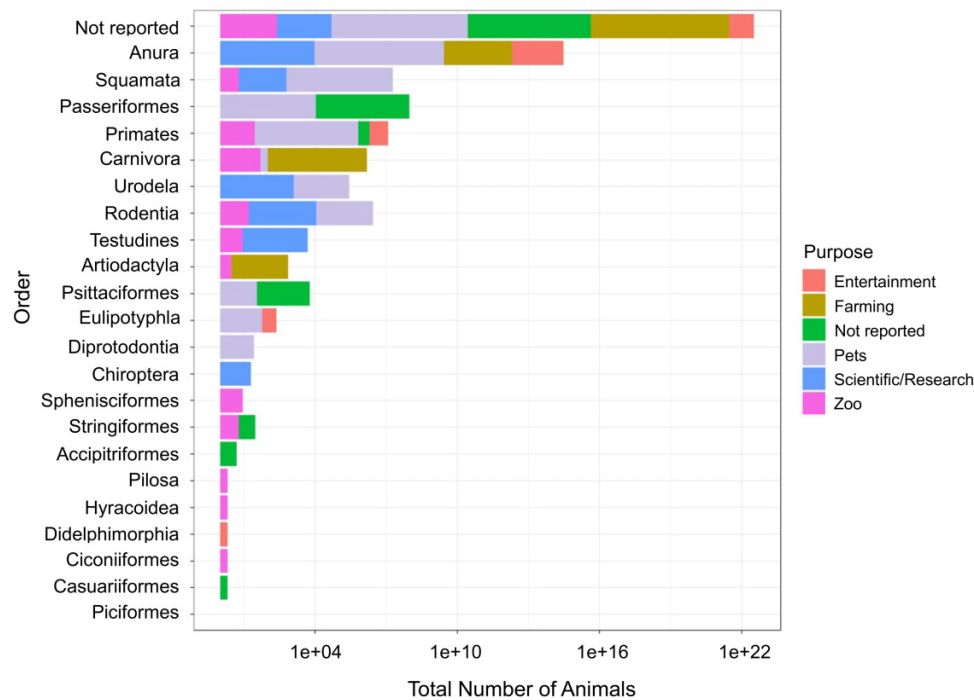
evant to experts from provincial and territorial health, agriculture and environment ministries who have particular interest in vector-borne zoonotic diseases (Kulkarni et al. 2015).

Country of origin

Importing animals from around the world is problematic from a disease perspective. Not only can trade conditions such as shipment over long distances in cramped containers impact animal health (Baker et al. 2013), and in turn human health (Magouras et al. 2020), but also the movement of animals around the world has long been a vector of disease transfer, as evidenced by the spread of disease through the Columbian exchange (Crosby 2004), and can contribute to the spread of disease globally (Smith et al. 2017; Roon et al. 2019).

Our analysis shows that wild animal imports originated from 79 different countries/territories across the world.

Fig. 7. Log₁₀ of total number of individual live wild vertebrates, recorded by the CBSA and imported into Canada between 2014 and 2020, by taxonomic order.



Importing animals from a large number of countries widens the suite of potential zoonotic diseases associated with imports, as well as the spectrum of regulatory strength concerning zoonotic diseases in exporting countries (Karesh et al. 2005; Can et al. 2019). Most wild animals imported into Canada during 2014–2020 originated from North America, mainly the United States, which accounted for the greatest number of importation records and individual wild animals imported (46% and 81%, respectively). Importing wildlife from the United States is not necessarily without risk, because the prevention of diseases in relation to the wildlife trade has not been a key priority in that country (Pavlin et al. 2009; Smith et al. 2017). Furthermore, there is little traceability throughout the wildlife trade for individual species (Smith et al. 2017; Zhongming et al. 2021). Ambiguity in the origin of wildlife species in combination with the wide variety of country's animals are coming from complicate disease risk assessment.

Purpose of import

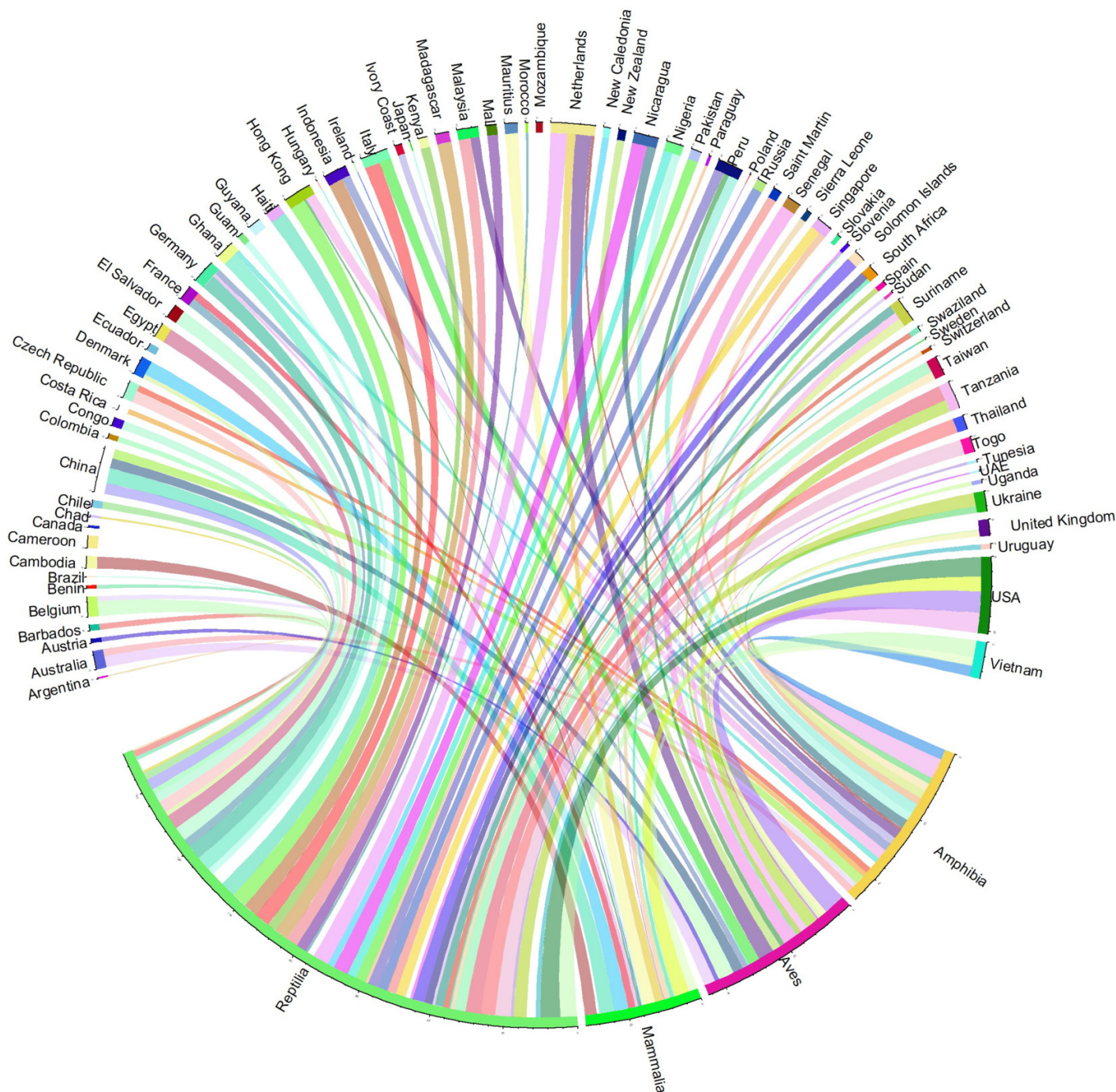
Assessments of the potential disease risk of wild animals imported into Canada differ according to the reason why an animal is imported. For example, animals imported for scientific/research purposes are often subject to more stringent biosecurity measures and better disease monitoring (Canadian Council on Animal Care 2003, 2022), and animals imported for the food chain are subject to higher scrutiny at the border (Fig. 1). However, wild animals imported as exotic pets are not always subject to such scrutiny and measures. For example, currently, reptiles (except turtles and tortoises) and amphibians (except salamanders) are not checked at the

Canadian border because they are not part of the CFIA's mandate. Additionally, literature suggests that exotic pet keepers might not have adequate knowledge of zoonotic diseases (Stull et al. 2012; Steele and Mor 2015; Moorhouse et al. 2017).

In Canada, "Pets" (49%) and "Farming" (40%) were the two main purposes of import of live wild animals during 2014–2020. For 9% of records, the import purpose was unknown. The importation of wild animals for "Farming", "Scientific/Research", "Zoos", "Entertainment", and "Unknown" has either been relatively stable or showed an overall decrease since 2014. For example, within the study period, the number of wild animals imported for farming hit an all-time low in 2020 (734 animals). This was possibly due to the COVID-19 pandemic; however, in the year prior to the pandemic, trade had already declined by 50% compared with 2018. The observed decline could have been caused by stricter import criteria for birds due to concern for avian influenza (Government of Canada 2011c). Another possible explanation could be the delay in data entry, which has been cited as an issue for other wildlife trade databases (Foster et al. 2016).

The importation of wild animals for "Pets" is the only trade area that has seen a steady increase since 2016, with a peak in 2019 (261 395 animals). The exotic pet trade is a well-known driver of the global wildlife trade (Baker et al. 2013; Scheffers et al. 2019; Sinclair et al. 2021). Our findings are unsurprising given the growing popularity of exotic pets and the ease of acquiring them (Spee et al. 2019; Altherr and Lameter 2020; Moloney et al. 2021; Stringham et al. 2021; Wyatt et al. 2022). The fact that a large number of animals imported as "Pets" are ostensibly subject to few import restrictions or health checks is concerning given the disease risk they can pose to

Fig. 8. Trade diagram of taxonomic classes of animals imported into Canada during 2014–2020, by reported country of origin as recorded by the CBSA.



people, native wildlife, and domesticated animals. Furthermore, daily exposure and high-risk practices like kissing the animal can increase the risk of becoming infected (Stull et al. 2012; do Vale et al. 2021).

Biosecurity at the Canadian border

Canadian regulations currently require only certain shipments of wildlife species to be screened at the border. Legal measures to prevent the introduction of zoonotic diseases are outlined in the Health of Animals Act (S.C. 1990, c. 21) and

WAPPRIITA and regulations. These are implemented and enforced by the CBSA, CFIA, CWS, and WED. Their focus is on preventing the introduction of diseases that could affect people and native wildlife and enforcing CITES. In practice, this means that the importation of most mammals and birds is subject to health certificates or other measures that would prevent the importation of diseases (Government of Canada 2011a, 2012, 2021). With respect to our findings, the focus on birds and mammals seems to be too narrow, since it fails to address the risk related to the importation of high num-

bers of reptiles and amphibians most common at the border. This surveillance gap has already been identified. Roth (2011, p. 9) recommends legally mandating animal surveillance since “limited animal surveillance, especially outside the agricultural setting, limits zoonotic disease surveillance and control”.

The inclusion of reptiles and amphibians in disease surveillance at the border would be an important step but it would not address all disease risks that exist within the trade of vertebrate wild animals. Some diseases are impossible to identify, either because animals are asymptomatic (Farfán-Ale et al. 2006; Wang and Cowled 2015) or because the disease is new and therefore unlikely to be detected through screening of known diseases.

Another challenge at the Canadian border is that there is no dedicated unit that solely looks at wild animal importations. The CBSA, which is responsible for the initial inspection of live animal shipments, is also responsible for all other border activities (Minister of Public Safety and Emergency Preparedness 2019). This means that training for, expertise in, and inspection of wild animal importations are competing with many other interests and priorities. CFIA inspectors are not always present at all ports of entry. Importers of “designated” animals usually have to schedule an appointment with an inspector to ensure inspection can take place on arrival of the shipment at the port of entry (Government of Canada 2011d). The emphasis on self-reporting also extends to necessary quarantine of animals. Importers must have access to CFIA-approved quarantine facilities (Government of Canada 2011e), and while some testing is mandatory during this period (for example for mammalian old tuberculin in primates), other tests are left to the importer’s discretion (for example for *Salmonella*, *Shigella*, *Yersinia*, and *Campylobacter* in primates) (Government of Canada 2011f). For animals not subject to CFIA regulations, it appears that quarantine measures would have to be initiated by the importers themselves.

Data gaps

One objective of this research was to establish what data the Government of Canada currently collects on live wildlife imports. We found that much of the data lack detail and completeness, which hindered the overall analysis presented in this paper. For example, CBSA records did not indicate the species name for 1 668 041 animals (84%) and the purpose of import was missing for 9% of animals. This makes an in-depth analysis of the type of wildlife being imported and the disease risk they might pose challenging. Additionally, information on whether animals are wild-caught, captive-bred, or ranched is unknown and therefore little can be said regarding the legality of trade or whether the trade is sustainable. As noted earlier, whether an animal is wild-caught or captive-bred also has implications for zoonotic diseases, with both sources carrying their own risks (Can et al. 2019).

This problem is compounded by the fact that agencies, responsible for enforcing regulations pertaining to the importation of live wildlife, record imports in different databases. CWS uses CITES electronic permitting system; The Gavia system is used by WED; CFIA records can be found in the Import Control Tracking System; and the CBSA records imports

based on the Harmonized Commodity Description and Coding System. As the CBSA should record all imported animals, an attempt was made to cross-reference the data with CFIA data (which was also obtained through an Access to Information request). However, even though the mandate of both CFIA and CBSA includes the reporting of shipments containing birds, primates, and Testudines, several discrepancies were found between datasets, with 96% of imported individual birds, 30% of primates, and 23% of Testudines recorded by the CBSA not appearing in the CFIA dataset. It is unclear whether these differences are due to recording errors or whether animals are imported without the CFIA being notified.

Study limitations

This is the first study to provide a comprehensive overview of live wildlife imported into Canada and the possible disease risks these importations can pose. While the CBSA records should include all importations, this study has found that data are incomplete, error-prone, and that cross-referencing CBSA with CFIA data is not possible. It is very likely that the analyzed data are a conservative estimate of actual importations. For example, Canada allows importations to be done electronically as well as on paper. Due to the pandemic and to ensure a short processing time, paper records were not provided (Donkin 2020; Lim 2021). The number and impact these records might have had on this analysis is unknown. Of the electronic records, there were 10 amphibian imports that did not have the number of individual animals documented. Furthermore, our decision to remove Columbiformes, Galliformes, and species like *Phasianus* spp. and *Perdix* spp. may have resulted in the removal of wild pheasants and pigeon species. Understanding the disease risks related to this group of birds should be an area for future research.

This study did not focus on nonaquatic animals (except for amphibians) and therefore will likely have resulted in the underreporting of zoonotic disease risks related to the importation of wild animals. Similarly, because of the exclusion of CITES-listed species, we would have undoubtedly missed some relevant data related to species and associated pathogenic organisms that pose a risk to public health. CITES data could be of interest to get a fuller picture of data uncertainties as well as to explore the role of regulated legal wildlife trade in Canada. Our research also omitted any estimations of risks related to the illegal wildlife trade because data on the illegal trade would only provide an overview of intercepted shipments, and therefore would merely provide a partial picture of the impact illegal trade could have on the importation of diseases. Future research examining these areas is recommended, as well as the specific trade (import and export) between the US and Canada. Lastly, we did not focus on the degree of risk of the importation of wild animals for the spread of invasive species, or the introduction of novel disease into native environments as it was beyond the remit of this study. However, further research focusing on the potential for pathogen spillover would likely complement this study and provide a better overview for policy makers of specific areas where regulations or bans can reduce the risks.

Recommendations and conclusions

The wildlife trade can contribute to the spread of infectious diseases, wildlife population declines, and compromised animal welfare. To address these risks and keep people, wild animals, and the environment safe and healthy, as an essential first step it is imperative to know what wild animals are being traded around the world, where they originate, and whether they are carriers of zoonotic diseases. Currently, in Canada, priority in zoonotic disease detection and monitoring is given to wild animals used for food. However, all animals in the wildlife trade pose some risk (IPBES 2020) and the challenges associated with effective surveillance and control of zoonotic infectious diseases (both existing and emerging) should not be underestimated (Wendt et al. 2015). The exotic pet trade is a key and growing driver for animal imports in Canada, and since this practice involves close contact with wild animals, it should be of concern from a disease perspective. Greater consideration and resources should therefore be given to this trade, starting with more consistent, complete data collection and coordination at the border. However, it is crucial to monitor all incoming live wild animals, not solely the species subject to current CFIA, CWS, and WED policies and relevant regulations. For this, Canada could look towards the United States, which has the Law Enforcement Management Information System, a database where imports and exports of all wildlife are recorded, and, although not without issues, it is still regarded as one of the best systems that currently exist to monitor the wildlife trade (Schlaepfer et al. 2005). Having a single centralized database would enable the government of Canada to analyze trends, identify trade from regions identified as zoonotic “hotspots”, and allow for traceability for imported animals beyond the moment of importation. In addition to having a single centralized database, it is also critical to mandate the provision of detailed taxonomic descriptions and other relevant sourcing data; a system is only as strong as the data informing it. It is our understanding that efforts are underway to improve the data system in Canada and we hope the analysis in this paper contributes and to this improvement and will expedite the development and implementation process.

COVID-19 has prompted urgent global discussions concerning regulatory approaches to mitigate future pandemics, epidemics, or other disease outbreaks. One result of these discussions has been a variety of wildlife policy recommendations ranging from commercial trade bans (D’Cruze et al. 2020b) to improved management and data collection (Gerson et al. 2008; Roe et al. 2020). The potential merits and limits of these different policy approaches aside, given that the import of live wild animals remains an ongoing phenomenon, it is imperative that disease monitoring and surveillance efforts are maximized (The Food and Agriculture Organization of the United Nations et al. 2019). Yet, the data gaps and discrepancies found during this study suggest that the Canadian government is not currently able to accurately assess the zoonotic disease risk of live wild animal imports. Consequently, we recommend that steps should be taken to improve data collection and coordination between agencies and to ensure that all wild animal importations are subject to appropriate scrutiny at the border.

Acknowledgements

We would like to thank the World Animal Protection Canada office, in particular Melissa Matlow for her ongoing support for this research, as well as Rachel Boratto for her thoughtful feedback.

Article information

Editor

David Lesbarrères

History dates

Received: 23 March 2022

Accepted: 30 January 2023

Version of record online: 15 May 2023

Copyright

© 2023 The Authors. This work is licensed under a [Creative Commons Attribution 4.0 International License](https://creativecommons.org/licenses/by/4.0/) (CC BY 4.0), which permits unrestricted use, distribution, and reproduction in any medium, provided the original author(s) and source are credited.

Data availability

The data that support the findings of this study are openly available with the Government of Canada Open Data portal at <http://open.canada.ca/en/access-to-information> (reference numbers A-2020-00224, A-2020-00030, A-2021-05235, A-2020-11567, A-2020-00055, and A-2020-14300).

Author information

Author ORCIDs

Michèle Hamers <https://orcid.org/0000-0001-9611-7008>

Angie Elwin <https://orcid.org/0000-0001-8583-3295>

Rosemary-Claire Collard <https://orcid.org/0000-0002-5581-5261>

Chris R. Shepherd <https://orcid.org/0000-0001-7681-9221>

Emma Coulthard <https://orcid.org/0000-0001-8935-9092>

David Megson <https://orcid.org/0000-0002-8881-3860>

Neil D’Cruze <https://orcid.org/0000-0001-8006-3084>

Author contributions

Conceptualization: MH, AE, R-CC, NDC

Data curation: MH, AE, EC, JN, DM

Formal analysis: EC, JN, DM

Funding acquisition: MH

Investigation: MH, AE, ND

Methodology: MH, AE, EC, JN, DM, ND

Project administration: MH, AE

Resources: MH

Software: EC, JN, DM

Supervision: MH, AE, NDC

Validation: MH, AE, NDC

Visualization: MH, AE, EC, JN, DM, NDC

Writing – original draft: MH, R-CC, CRS, NDC

Writing – review & editing: MH, AE, CRS, EC, JN, DM, NDC

Competing interests

This study was funded by an animal welfare organization; three of the authors are employed by the same organization (NDC holds the position of Head of Research, MH is the Wildlife Campaign Manager in the Canadian office, and AE holds the position of Wildlife Research Manager). Our intent in carrying out this study was to provide insight that would help inform recommendations and advice for the Canadian federal government with respect to an appropriate policy response to risks associated with the commercial wildlife trade. Our results pertaining to this study were in no way influenced by either the funding source, or our own personal views on animal welfare.

Funding information

JN, EC, and DM received a grant from World Animal Protection to carry out this research.

Supplementary material

Supplementary data are available with the article at <https://doi.org/10.1139/facets-2022-0071>.

References

- Altherr, S., and Lameter, K., 2020. The rush for the rare: reptiles and amphibians in the European pet trade. *Animals*, **10**: 2085. doi:10.3390/ani10112085. PMID: 33182744.
- Auliya, M., Altherr, S., Ariano-Sanchez, D., Baard, E.H., Brown, C., Brown, R.M., et al. 2016. Trade in live reptiles, its impact on wild populations, and the role of the European market. *Biol. Conserv.* **204**: 103–119. doi:10.1016/j.biocon.2016.05.017.
- Baker, S.E., Cain, R., van Kesteren, F., Zommers, Z.A., D'Cruze, N., and Macdonald, D.W., 2013. Rough trade: animal welfare in the global wildlife trade. *BioScience*, **63**: 928–938. doi:10.1525/bio.2013.63.12.6.
- Boni, M.F., Lemey, P., Jiang, X., Lam, T.T.-Y., Perry, B.W., Castoe, T.A., et al. 2020. Evolutionary origins of the SARS-CoV-2 sarbecovirus lineage responsible for the COVID-19 pandemic. *Nat. Microbiol.* **5**: 1408–1417. doi:10.1038/s41564-020-0771-4. PMID: 32724171.
- Borsky, S., Hennighausen, H., Leiter, A., and Williges, K., 2020. CITES and the zoonotic disease content in international wildlife trade. *Environ. Resour. Econ.* **76**: 1001–1017. doi:10.1007/s10640-020-00456-7.
- Borzée, A., McNeely, J., Magellan, K., Miller, J.R.B., Porter, L., Dutta, T., et al. 2020. COVID-19 highlights the need for more effective wildlife trade legislation. *Trends Ecol. Evol.* **35**: 1052–1055. doi:10.1016/j.tree.2020.10.001. PMID: 33097287.
- Branch, L.S., 2017. Consolidated federal laws of Canada, Wild Animal and Plant Protection and Regulation of International and Interprovincial Trade Act. Available from <https://lois-laws.justice.gc.ca/eng/acts/W-8.5/index.html> [accessed 22 January 2022].
- Braverman, I., 2015. *Wild life: the institution of nature*. Stanford University Press.
- Broad, S., Mulliken, T., and Roe, D., 2002. The nature and extent of legal and illegal trade in wildlife. In *The trade in wildlife*. Routledge.
- Bush, E.R., Baker, S.E., and Macdonald, D.W., 2014. Global trade in exotic pets 2006–2012: exotic pet trade. *Conserv. Biol.* **28**: 663–676. doi:10.1111/cobi.12240. PMID: 24661260.
- Can, Ö.E., D'Cruze, N., and Macdonald, D.W., 2019. Dealing in deadly pathogens: taking stock of the legal trade in live wildlife and potential risks to human health. *Glob. Ecol. Conserv.* **17**: e00515. doi:10.1016/j.gecco.2018.e00515. PMID: 32289050.
- Canadian Council on Animal Care. 2003. Guidelines on: laboratory animal facilities—characteristics, design and development. Canadian Council on Animal Care, Ottawa.
- Canadian Council on Animal Care. 2022. CCAC - Canadian Council on Animal Care: general guidelines. Available from <https://ccac.ca/Documents/Standards/Guidelines/Facilities.pdf> [accessed 26 January 2022].
- Cardador, L., Tella, J.L., Anadón, J.D., Abellán, P., and Carrete, M., 2019. The European trade ban on wild birds reduced invasion risks. *Conserv. Lett.* **12**: e12631. doi:10.1111/conl.12631.
- Cassey, P., Gomez, L., Heinrich, S., García-Díaz, P., Stoner, S., Shepherd, C.R., and Calver, M., 2021. Bearing all down under: the role of Australasian countries in the illegal bear trade. *Pac. Conserv. Biol.* **28**: 472–480. doi:10.1071/PC21057.
- Challender, D.W.S., Brockington, D., Hinsley, A., Hoffmann, M., Kolby, J.E., Massé, F., et al. 2022. Mischaracterizing wildlife trade and its impacts may mislead policy processes. *Conserv. Lett.* **15**: e12832. doi:10.1111/conl.12832.
- Clark, H.F., and Karzon, D.T., 1972. Iguana virus, a Herpes-like virus isolated from cultured cells of a lizard, *Iguana iguana*. *Infect. Immun.* **5**: 559–569. doi:10.1128/iai.5.4.559-569.1972.
- Crosby, A.W., 2004. *Ecological imperialism: the biological expansion of Europe, 900–1900*. 2nd ed. Studies in Environment and History. Cambridge University Press, Cambridge. doi:10.1017/CBO9780511805554.
- D'Cruze, N., Bates, J., Assou, D., Ronfot, D., Coulthard, E., Segniabeto, G.H., et al., 2020a. A preliminary assessment of bacteria in “ranch” ball pythons (*Python regius*), Togo, West Africa. *Nat. Conserv.* **39**: 73–86. doi:10.3897/natureconservation.39.48599.
- D'Cruze, N., Green, J., Elwin, A., and Schmidt-Burbach, J., 2020b. Trading tactics: time to rethink the global trade in wildlife. *Animals*, **10**: 2456. doi:10.3390/ani10122456. PMID: 33371486.
- D'Cruze, N., Harrington, L.A., Assou, D., Green, J., Macdonald, D.W., Ronfot, D., et al., 2020c. Betting the farm: a review of Ball Python and other reptile trade from Togo, West Africa. *Nat. Conserv.* **40**: 65–91. doi:10.3897/natureconservation.40.48046.
- Devaux, C.A., Mediannikov, O., Medkour, H., and Raoult, D., 2019. Infectious disease risk across the growing human–non human primate interface: a review of the evidence. *Front. Public Health*, **7**.
- Díaz, S., Settele, J., Brondízio, E., Ngo, H.T., Guèze, M., Agard, J., et al. 2019. Summary for policymakers of the global assessment report on biodiversity and ecosystem services of the Intergovernmental Science-Policy Platform on Biodiversity and Ecosystem Services. 45.
- do Vale, B., Lopes, A.P., Fontes, M., da, C., Silvestre, M., Cardoso, L., and Coelho, A.C., 2021. A cross-sectional study of knowledge on ownership, zoonoses and practices among pet owners in Northern Portugal. *Animals*, **11**: 3543. doi:10.3390/ani11123543. PMID: 34944317.
- Donkin, K., 2020. Rights group urges governments to not neglect access-to-information requests—even in a pandemic | CBC News. Available from <https://www.cbc.ca/news/canada/covid-foi-systems-1.5519114> [accessed 9 February 2022].
- Farfán-Ale, J.A., Blitvich, B.J., Marlenee, N.L., Loroño-Pino, M.A., Puerto-Manzano, F., García-Rejón, J.E., et al. 2006. Antibodies to West Nile Virus in asymptomatic mammals, birds, and reptiles in the Yucatan Peninsula of Mexico. *Am. J. Trop. Med. Hyg.* **74**: 908–914. doi:10.4269/ajtmh.2006.74.908. PMID: 16687701.
- Farnese, P.L., 2014. Searching for wildlife: a critique of Canada's regulatory response to emerging zoonotic diseases. *Queen's Law J.* **41**: 40.
- Federal, Provincial, and Territorial Governments of Canada. 2018. A Pan-Canadian approach to wildlife health. Available from http://www.cwhc-rcsf.ca/docs/technical_reports/EN_PanCanadian%20Approach%20to%20Wildlife%20Health%20Final.pdf [accessed 22 January 2022].
- Fenollar, F., Mediannikov, O., Maurin, M., Devaux, C., Colson, P., Levasseur, A., et al., 2021. Mink, SARS-CoV-2, and the human–animal interface. *Front. Microbiol.* **12**.
- Foster, S., Wiswedel, S., and Vincent, A., 2016. Opportunities and challenges for analysis of wildlife trade using CITES data: seahorses as a case study. *Aquat. Conserv. Mar. Freshw. Ecosyst.* **26**: 154–172. doi:10.1002/aqc.2493.
- Frank, E.G., and Wilcove, D.S., 2019. Long delays in banning trade in threatened species. *Science*, **363**: 686–688. doi:10.1126/science.aav4013. PMID: 30765549.
- Gerson, H., 2012. International trade in amphibians: a customs perspective. *Alytes*, **29**: 103–115.
- Gerson, H., Cudmore, B., Mandrak, N.E., Coote, L.D., Farr, K., and Bailargeon, G., 2008. Use of the taxonomic serial number (TSN) as a required data element in international wildlife trade: response to Fragoso and Ferriss. *Conserv. Biol.* **22**: 1651–1654. doi:10.1111/j.1523-1739.2008.01095.x.

- Gibb, R., Redding, D.W., Chin, K.Q., Donnelly, C.A., Blackburn, T.M., Newbold, T., and Jones, K.E., 2020. Zoonotic host diversity increases in human-dominated ecosystems. *Nature*, **584**: 398–402. doi:10.1038/s41586-020-2562-8. PMID: 32759999.
- Gilbert, M.J., Duim, B., Zomer, A.L., and Wagenaar, J.A., 2019. Living in cold blood: Arcobacter, Campylobacter, and Helicobacter in reptiles. *Front. Microbiol.* **10**. doi:10.3389/fmicb.2019.01086.
- Government of Canada, C.B.S.A. 2017. Customs Notice 17-17 - Environment and Climate Change Canada (ECCC)'s import restrictions on salamanders. Available from <https://www.cbsa-asfc.gc.ca/publications/cn-ad/cn17-17-eng.html> [accessed 3 August 2022].
- Government of Canada, C.B.S.A. 2018. Food, plant and animal inspections: travelling with animals. Available from <https://www.cbsa-asfc.gc.ca/services/fpa-apa/animals-animaux-eng.html> [accessed 22 January 2022].
- Government of Canada, C.B.S.A., 2012a. Memorandum D19-7-1 - Interpretation of the Wild Animal and Plant Protection and Regulation of International and Interprovincial Trade Act (WAPPRIITA) and the Convention on International Trade in Endangered species of Wild Fauna and Flora (CITES). Available from <https://www.cbsa-asfc.gc.ca/publications/dm-md/d19/d19-7-1-eng.html> [accessed 22 January 2022].
- Government of Canada, C.B.S.A., 2012b. Memorandum D19-1-1 - food, plants, animals and related products. Available from <https://www.cbsa-asfc.gc.ca/publications/dm-md/d19/d19-1-1-eng.html> [accessed 22 January 2022].
- Government of Canada, C.F.I.A., 2011a. Import policies for live animals. Available from <https://inspection.canada.ca/animal-health/terrestrial-animals/imports/import-policies/live-animals/eng/1320833881215/1320833972327> [accessed 22 January 2022].
- Government of Canada, C.F.I.A., 2011b. Requirements for pet birds imported from countries other than the United States. Available from <https://inspection.canada.ca/animal-health/terrestrial-animals/imports/import-policies/live-animals/2011-8/eng/1320852296518/1320852383374> [accessed 9 February 2022].
- Government of Canada, C.F.I.A., 2011c. Import measures for live birds to prevent the introduction of avian influenza in domestic birds. Available from <https://inspection.canada.ca/animal-health/terrestrial-animals/imports/import-policies/live-animals/2006-2/eng/1321034984869/1321035229279> [accessed 22 January 2022].
- Government of Canada, C.F.I.A., 2011d. Importing terrestrial animals to Canada. Available from <https://inspection.canada.ca/animal-health/terrestrial-animals/imports/eng/1300460421194/1300461242684> [accessed 22 January 2022].
- Government of Canada, C.F.I.A., 2011e. Criteria for minimum security quarantine facilities. Available from <https://inspection.canada.ca/animal-health/terrestrial-animals/imports/import-policies/live-animals/minimum-security/eng/1321109159175/1321109277600> [accessed 22 January 2022].
- Government of Canada, C.F.I.A., 2011f. Requirements for non-human primates imported into Canada. Available from <https://inspection.canada.ca/animal-health/terrestrial-animals/imports/import-policies/live-animals/2009-1/eng/1320891194183/1320892143537> [accessed 22 January 2022].
- Government of Canada, C.F.I.A., 2012. Bringing animals to Canada: importing and travelling with pets. Available from <https://inspection.canada.ca/importing-food-plants-or-animals/pets/eng/1326600389775/1326600500578> [accessed 22 January 2022].
- Government of Canada, C.F.I.A., 2015. Mandate. Available from <https://inspection.canada.ca/about-cfia/organizational-structure/mandate/eng/1299780188624/1319164463699> [accessed 22 January 2022].
- Government of Canada, C.F.I.A., 2021. Automated import reference system: import requirements. Available from https://airs-sari.inspection.gc.ca/airs_external/english/decisions-eng.aspx [accessed 22 January 2022].
- Government of Canada. 2020. Wildlife Enforcement Directorate: annual summary 2018 to 2019. Available from <https://www.canada.ca/en/environment-climate-change/services/environmental-enforcement/wildlife-legislation/annual-summary-2018-2019.html> [accessed 9 February 2022].
- Government of Canada. 2022. Search by product (HS code) - Trade Data Online - Import, Export and Investment - Innovation, Science and Economic Development Canada. Available from <https://www.ic.gc.ca/a>
[ppscr/tdst/tdo/crtr.html?&productType=HS6&lang=eng](https://www.ic.gc.ca/a/ppscr/tdst/tdo/crtr.html?&productType=HS6&lang=eng) [accessed 22 January 2022].
- Grear, D.A., Mosher, B.A., Richgels, K.L.D., and Grant, E.H.C., 2021. Evaluation of regulatory action and surveillance as preventive risk-mitigation to an emerging global amphibian pathogen Batrachochytrium salamandrivorans (Bsal). *Biol. Conserv.* **260**: 109222. doi:10.1016/j.biocon.2021.109222.
- Gu, Z., Gu, L., Eils, R., Schlesner, M., and Brors, B., 2014. circlize implements and enhances circular visualization in R. *Bioinformatics*, **30**: 2811–2812. doi:10.1093/bioinformatics/btu393. PMID: 24930139.
- Han, B.A., Kramer, A.M., and Drake, J.M., 2016. Global patterns of zoonotic disease in mammals. *Trends Parasitol.* **32**: 565–577. doi:10.1016/j.pt.2016.04.007. PMID: 27316904.
- Harrington, L., Green, J., Muinde, P., Macdonald, D., Auliya, M., and D'Cruze, N., 2020. Snakes and ladders: a review of ball python production in West Africa for the global pet market launched to accelerate biodiversity conservation. *Nat. Conserv.* **41**. doi:10.3897/natureconservation.41.51270.
- Hughes, A.C., Marshall, B.M., and Strine, C.T., 2021. Gaps in global wildlife trade monitoring leave amphibians vulnerable. *eLife*, **10**: e70086. doi:10.7554/eLife.70086. PMID: 34382939.
- IPBES. 2020. Workshop report on biodiversity and pandemics of the inter-governmental platform on biodiversity and ecosystem services. IPBES Secretariat, Bonn, Germany. doi:10.5281/zenodo.4311798.
- Johnson, C.K., Hitchens, P.L., Pandit, P.S., Rushmore, J., Evans, T.S., Young, C.C.W., and Doyle, M.M., 2020. Global shifts in mammalian population trends reveal key predictors of virus spillover risk. *Proc. R. Soc. B Biol. Sci.* **287**: 20192736. doi:10.1098/rspb.2019.2736.
- Jones, K.E., Patel, N.G., Levy, M.A., Storeygard, A., Balk, D., Gittleman, J.L., and Daszak, P., 2008. Global trends in emerging infectious diseases. *Nature*, **451**: 990–993. doi:10.1038/nature06536. PMID: 18288193.
- Karesh, W.B., Cook, R.A., Bennett, E.L., and Newcomb, J., 2005. Wildlife trade and global disease emergence. *Emerg. Infect. Dis.* **11**: 3. doi:10.3201/eid1107.050194.
- Kilpatrick, A.M., Chmura, A.A., Gibbons, D.W., Fleischer, R.C., Marra, P.P., and Daszak, P., 2006. Predicting the global spread of H5N1 avian influenza. *Proc. Natl. Acad. Sci.* **103**: 19368–19373. doi:10.1073/pnas.0609227103.
- Kim, S.M., Kim, Y.-I., Pascua, P.N.Q., and Choi, Y.K., 2016. Avian influenza A viruses: evolution and zoonotic infection. *Semin. Respir. Crit. Care Med.* **37**: 501–511. doi:10.1055/s-0036-1584953. PMID: 27486732.
- Klenk, K., Snow, J., Morgan, K., Bowen, R., Stephens, M., Foster, F., et al., 2004. Alligators as West Nile virus amplifiers. *Emerg. Infect. Dis.* **10**: 2150. doi:10.3201/eid1012.040264. PMID: 15663852.
- Kruse, H., Kirkemo, A.-M., and Handeland, K., 2004. Wildlife as source of zoonotic infections. *Emerg. Infect. Dis.* **10**: 2067. doi:10.3201/eid1012.040707. PMID: 15663840.
- Kulkarni, M.A., Berrang-Ford, L., Buck, P.A., Drebot, M.A., Lindsay, L.R., and Ogden, N.H., 2015. Major emerging vector-borne zoonotic diseases of public health importance in Canada. *Emerg. Microbes Infect.* **4**: 1–7. doi:10.1038/emi.2015.33.
- Larsen, H.D., Fonager, J., Lomholt, F.K., Dalby, T., Benedetti, G., Kristensen, B., et al. 2021. Preliminary report of an outbreak of SARS-CoV-2 in mink and mink farmers associated with community spread, Denmark, June to November 2020. *Euro Surveill. Bull. Eur. Sur Mal. Transm. Eur. Commun. Dis. Bull.* **26**. doi:10.2807/1560-7917.ES.2021.26.5.210009.
- Lee, H.W., Min, B.W., and Lim, Y.W., 1972. Isolation and serologic studies of Japanese encephalitis virus from snakes in Korea. *J. Korean Am. Med. Assoc.* **15**: 69–74.
- Liew, J.H., Kho, Z.Y., Lim, R.B.H., Dingle, C., Bonebrake, T.C., Sung, Y.H., and Dudgeon, D., 2021. International socioeconomic inequality drives trade patterns in the global wildlife market. *Sci. Adv.* **7**: eabf7679. doi:10.1126/sciadv.abf7679. PMID: 33952526.
- Lim, J., 2021. Over 4,000 access-to-information complaints still backlogged. iPolitics.
- Lockwood, J.L., Welbourne, D.J., Romagosa, C.M., Cassey, P., Mandrak, N.E., Strecker, A., et al. 2019. When pets become pests: the role of the exotic pet trade in producing invasive vertebrate animals. *Front. Ecol. Environ.* **17**: 323–330. doi:10.1002/fee.2059.
- Magouras, I., Brookes, V.J., Jori, F., Martin, A., Pfeiffer, D.U., and Dürr, S., 2020. Emerging zoonotic diseases: should we rethink the animal-

- human interface? *Front. Vet. Sci.* **7**. doi:10.3389/fvets.2020.582743. PMID: 33195602.
- Marshall, B.M., Strine, C., and Hughes, A.C., 2020. Thousands of reptile species threatened by under-regulated global trade. *Nat. Commun.* **11**: 4738. doi:10.1038/s41467-020-18523-4. PMID: 32994397.
- Martel, A., Spitzen-van der Sluijs, A., Blooi, M., Bert, W., Ducatelle, R., Fisher, M.C., et al. 2013. *Batrachochytrium salamandrivorans* sp. nov. causes lethal chytridiomycosis in amphibians. *Proc. Natl. Acad. Sci.* **110**: 15325–15329. doi:10.1073/pnas.1307356110.
- Martin, R.O., Senni, C., and D'Cruze, N.C., 2018. Trade in wild-sourced African grey parrots: insights via social media. *Glob. Ecol. Conserv.* **15**: e00429. doi:10.1016/j.gecco.2018.e00429.
- Mendoza-Roldan, J.A., Mendoza-Roldan, M.A., and Otranto, D., 2021. Reptile vector-borne diseases of zoonotic concern. *Int. J. Parasitol. Parasites Wildl.* **15**: 132–142. doi:10.1016/j.ijppaw.2021.04.007. PMID: 34026483.
- Mendoza-Roldan, J.A., Modry, D., and Otranto, D., 2020. Zoonotic parasites of reptiles: A crawling threat. *Trends Parasitol.* **36**: 677–687. doi:10.1016/j.pt.2020.04.014. PMID: 32448703.
- Mettee Zarecki, S.L., Bennett, S.D., Hall, J., Yaeger, J., Lujan, K., MPH, R., et al. 2013. US outbreak of human *Salmonella* infections associated with aquatic frogs, 2008–2011. *Pediatrics*, **131**: 724–731. doi:10.1542/peds.2012-2031. PMID: 23478862.
- Minister of Justice. 2019. Health of Animals Act (S.C. 1990, c.21). Available from <https://laws-lois.justice.gc.ca/eng/acts/h-3.3/> [accessed 11 July 2022].
- Minister of Public Safety and Emergency Preparedness. 2019. Canada Border Services Agency 2019–20 Departmental Plan.
- Mitchell, M.A., and Shane, S.M., 2001. *Salmonella* in reptiles. *Semin. Avian Exot. Pet Med.* **10**: 25–35. doi:10.1053/saep.2001.19798.
- Moloney, G.K., Tuke, J., Dal Grande, E., Nielsen, T., and Chaber, A.-L., 2021. Is YouTube promoting the exotic pet trade? Analysis of the global public perception of popular YouTube videos featuring threatened exotic animals. *PLoS ONE*, **16**: e0235451. doi:10.1371/journal.pone.0235451. PMID: 33848287.
- Moorhouse, T.P., Balaskas, M., D'Cruze, N.C., and Macdonald, D.W., 2017. Information could reduce consumer demand for exotic pets: information reduces demand for exotic pets. *Conserv. Lett.* **10**: 337–345. doi:10.1111/conl.12270.
- Morton, O., Scheffers, B.R., Haugaasen, T., and Edwards, D.P., 2021. Impacts of wildlife trade on terrestrial biodiversity. *Nat. Ecol. Evol.* **5**: 540–548. doi:10.1038/s41559-021-01399-y. PMID: 33589802.
- Naguib, M.M., Verhagen, J.H., Mostafa, A., Wille, M., Li, R., Graaf, A., et al. 2019. Global patterns of avian influenza A (H7): virus evolution and zoonotic threats. *FEMS Microbiol. Rev.* **43**: 608–621. doi:10.1093/femsre/fuz019. PMID: 31381759.
- Nga, V.T., Ngoc, T.U., Minh, L.B., Ngoc, V.T.N., Pham, V.-H., Nghia, L.L., et al. 2019. Zoonotic diseases from birds to humans in Vietnam: possible diseases and their associated risk factors. *Eur. J. Clin. Microbiol. Infect. Dis.* **38**: 1047–1058. doi:10.1007/s10096-019-03505-2. PMID: 30806904.
- Nijman, V., Langgeng, A., Birot, H., Imron, M.A., and Nekaris, K.A.I., 2018. Wildlife trade, captive breeding and the imminent extinction of a songbird. *Glob. Ecol. Conserv.* **15**: e00425. doi:10.1016/j.gecco.2018.e00425.
- O'Hanlon, S.J., Rieux, A., Farrer, R.A., Rosa, G.M., Waldman, B., Bataille, A., et al. 2018. Recent Asian origin of chytrid fungi causing global amphibian declines. *Science*. doi:10.1126/science.aar1965.
- Ogden, N.H., AbdelMalik, P., and Pulliam, J.R.C., 2017. Emerging infections: emerging infectious diseases: prediction and detection. *Can. Commun. Dis. Rep.* **43**: 206. doi:10.14745/ccdr.v43i10a03. PMID: 29770047.
- Pasick, J., Berhane, Y., and Hooper-Mcgrevy, K., 2009. Avian influenza: the Canadian experience.
- Pavlin, B.I., Schloegel, L.M., and Daszak, P., 2009. Risk of importing zoonotic diseases through wildlife trade, United States. *Emerg. Infect. Dis.* **15**: 1721. doi:10.3201/eid1511.090467. PMID: 19891857.
- Public Health Agency of Canada. 2021. Public Health notice: outbreak of *Salmonella* infections linked to snakes and rodents. Available from <https://www.canada.ca/en/public-health/services/public-health/h-notices/2019/outbreak-salmonella-infections-snakes-rodents.html> [accessed 22 January 2022].
- R Core Team. 2021. R: a language and environment for statistical computing.
- Rataj, A.V., Lindtner-Knific, R., Vlahović, K., Mavri, U., and Dovč, A., 2011. Parasites in pet reptiles. *Acta Vet. Scand.* **53**: 33. doi:10.1186/1751-0147-53-33. PMID: 21624124.
- Reino, L., Figueira, R., Beja, P., Araújo, M.B., Capinha, C., and Strubbe, D., 2017. Networks of global bird invasion altered by regional trade ban. *Sci. Adv.* **3**: e1700783. doi:10.1126/sciadv.1700783. PMID: 29181443.
- Rhine, A.L., Thlusty, M.F., Szczebak, J.T., and Holmberg, R.J., 2017. Expanding our understanding of the trade in marine aquarium animals. *PeerJ*, **5**: e2949. doi:10.7717/peerj.2949. PMID: 28149703.
- Rigby, C.E., Pettit, J.R., Papp-Vid, G., Spencer, J.L., and Willis, N.G., 1981. The isolation of salmonellae, Newcastle disease virus and other infectious agents from quarantined imported birds in Canada. *Can. J. Comp. Med.* **45**: 366. PMID: 7039785.
- Roe, D., and Lee, T.M., 2021. Possible negative consequences of a wildlife trade ban. *Nat. Sustain.* **4**: 5–6. doi:10.1038/s41893-020-00676-1.
- Roe, D., Dickman, A., Kock, R., Milner-Gulland, E.J., Rihoy, E., and t Sas-Rolfes, M., 2020. Beyond banning wildlife trade: COVID-19, conservation and development. *World Dev.* **136**: 105121. doi:10.1016/j.worlddev.2020.105121. PMID: 32834392.
- Roon, A., Maas, M., Toale, D., Tafro, N., and Giessen, J., 2019. Live exotic animals legally and illegally imported via the main Dutch airport and considerations for public health. *PLoS ONE*, **14**: e0220122. doi:10.1371/journal.pone.0220122. PMID: 31339955.
- Roth, D., 2011. Surveillance for emerging infectious diseases: a Canadian perspective. 1–15.
- Rouzić, N., Desmier, L., Cariou, M.-E., Gay, E., Foster, J.T., Williamson, C.H.D., et al. 2021. First case of brucellosis caused by an amphibian-type *brucella*. *Clin. Infect. Dis.* **72**: e404–e407. doi:10.1093/cid/ciaa1082. PMID: 32719850.
- Rush, E.R., Dale, E., and Aguirre, A.A., 2021. Illegal wildlife trade and emerging infectious diseases: pervasive impacts to species, ecosystems and human health. *Animals*, **11**: 1821. doi:10.3390/ani11061821. PMID: 34207364.
- Scheffers, B.R., Oliveira, B.F., Lamb, I., and Edwards, D.P., 2019. Global wildlife trade across the tree of life. *Science*, **366**: 71–76. doi:10.1126/science.aav5327. PMID: 31604304.
- Schlaepfer, M.A., Hoover, C., and Dodd, C.K. 2005. Challenges in evaluating the impact of the trade in amphibians and reptiles on wild populations. *BioScience*, **55**: 256. doi:10.1641/0006-3568(2005)055[0256:CIETIO]2.0.CO;2.
- Schneeberger, K., and Voigt, C.C., 2016. Zoonotic viruses and conservation in bats. In *Bats in the Anthropocene: conservation of bats in a changing world*. Edited by C.C. Voigt and T. Kingston. Springer. pp. 263–294.
- Shepherd, C.R., Kufnerová, J., Cajthaml, T., Frouzová, J., and Gomez, L., 2020. Bear trade in the Czech Republic: an analysis of legal and illegal international trade from 2005 to 2020. *Eur. J. Wildl. Res.* **66**: 92. doi:10.1007/s10344-020-01425-7.
- Shivaprakash, K.N., Sen, S., Paul, S., Kiesecker, J.M., and Bawa, K.S., 2021. Mammals, wildlife trade, and the next global pandemic. *Curr. Biol.* **31**: 3671–3677.e3. doi:10.1016/j.cub.2021.06.006. PMID: 34237267.
- Sinclair, J.S., Stringham, O.C., Udell, B., Mandrak, N.E., Leung, B., Romagosa, C.M., and Lockwood, J.L., 2021. The International Vertebrate Pet Trade network and insights from US imports of exotic pets. *BioScience*, **71**: 977–990. doi:10.1093/biosci/biab056. PMID: 34475807.
- Smith, K.F., Behrens, M., Schloegel, L.M., Marano, N., Burgiel, S., and Daszak, P., 2009. Reducing the risks of the wildlife trade. *Science*. doi:10.1126/science.1174460.
- Smith, K.M., Zambrana-Torrel, C., White, A., Asmussen, M., Machalaba, C., Kennedy, S., et al. 2017. Summarizing US wildlife trade with an eye toward assessing the risk of infectious disease introduction. *EcoHealth*, **14**: 29–39. doi:10.1007/s10393-017-1211-7. PMID: 28176029.
- Spee, L.B., Hazel, S.J., Dal Grande, E., Boardman, W.S.J., and Chaber, A.-L. 2019. Endangered exotic pets on social media in the Middle East: presence and impact. *Animals*, **9**: 480. doi:10.3390/ani9080480.
- Springborn, M.R., Keller, R.P., Elwood, S., Romagosa, C.M., Zambrana-Torrel, C., and Daszak, P., 2015. Integrating invasion and disease in the risk assessment of live bird trade. *Divers. Distrib.* **21**: 101–110. doi:10.1111/ddi.12281. PMID: 32313433.

- Steele, S., and Mor, S., 2015. Client knowledge, attitudes and practices regarding zoonoses: a metropolitan experience. *Aust. Vet. J.* **93**: 439–444. doi:10.1111/avj.12380. PMID: 26769069.
- Stephen, C., 2019. The Pan-Canadian approach to wildlife health. *Can. Vet. J.* **60**: 145. PMID: 30705448.
- Stephen, C., Artsob, H., Bowie, W.R., Drebot, M., Fraser, E., Leighton, T., et al., 2004. Perspectives on emerging zoonotic disease research and capacity building in Canada. *Can. J. Infect. Dis. Med. Microbiol.* **15**: 339–344. doi:10.1155/2004/238126.
- Stringham, O.C., Toomes, A., Kanishka, A.M., Mitchell, L., Heinrich, S., Ross, J.V., and Cassey, P., 2021. A guide to using the internet to monitor and quantify the wildlife trade. *Conserv. Biol.* **35**: 1130–1139. doi:10.1111/cobi.13675. PMID: 33277940.
- Stull, J.W., Peregrine, A.S., Sargeant, J.M., and Weese, J.S., 2012. Household knowledge, attitudes and practices related to pet contact and associated zoonoses in Ontario, Canada. *BMC Public Health*, **12**: 553. doi:10.1186/1471-2458-12-553.
- Symes, W.S., McGrath, F.L., Rao, M., and Carrasco, L.R., 2018. The gravity of wildlife trade. *Biol. Conserv.* **218**: 268–276. doi:10.1016/j.biocon.2017.11.007.
- ‘t Sas-Rolfes, M., Challender, D.W.S., Hinsley, A., Veríssimo, D., and Milner-Gulland, E.J., 2019. Illegal wildlife trade: scale, processes, and governance. *Annu. Rev. Environ. Resour.* **44**: 201–228. doi:10.1146/annurev-environ-101718-033253.
- Taylor, L.H., Latham, S.M., and Woolhouse, M.E.J., 2001. Risk factors for human disease emergence. *Philos. Trans. R. Soc. Lond. B. Biol. Sci.* **356**: 983–989. doi:10.1098/rstb.2001.0888. PMID: 11516376.
- The Food and Agriculture Organization of the United Nations, The World Organisation for Animal Health, The World Health Organization. 2019. Taking a multisectoral, One Health approach: a tripartite guide to addressing zoonotic diseases in countries. World Health Organization (Organisation mondiale de la Santé), Geneva (Genève).
- Tompkins, D., Carver, S., Jones, M., Krkošek, M., and Skerratt, L., 2015. Emerging infectious diseases of wildlife: a critical perspective. *Trends Parasitol.* **31**. doi:10.1016/j.pt.2015.01.007. PMID: 25709109.
- UNCTAD. 2020. The Covid-19 shock to developing countries: towards a “whatever it takes” programme for the two-thirds of the world’s population being left behind.
- UNEP-WCMC and JNCC. 2021. Zoonotic potential of international trade in CITES-listed species. JNCC Report No. 678. JNCC, Peterborough.
- United Nations Office on Drugs and Crime. 2021. World Wildlife Crime Report: trafficking in protected species. United Nations, New York, NY.
- Wang, L.-F., and Cowled, C., 2015. Bats and viruses: a new frontier of emerging infectious diseases. John Wiley & Sons.
- Warwick, C., Jessop, M., and Mrcvs, B.V. 2003. A review of captive exotic animal-linked zoonoses. **12**: 16.
- Wendt, A., Kreienbrock, L., and Campe, A., 2015. Zoonotic disease surveillance: inventory of systems integrating human and animal disease information. *Zoonoses Public Health*, **62**: 61–74. doi:10.1111/zph.12120. PMID: 24712724.
- WHO Coronavirus (COVID-19) Dashboard. 2022. Available from <https://covid19.who.int/> [accessed 22 January 2022].
- Wickham, H., and Chan, W., 2016. Ggplot. R package version 2.21.
- Woolhouse, M.E.J., and Gowtage-Sequeria, S., 2005. Host range and emerging and reemerging pathogens. *Emerg. Infect. Dis.* **11**: 1842. doi:10.3201/eid1112.050997. PMID: 16485468.
- Wu, T., 2021. The socioeconomic and environmental drivers of the COVID-19 pandemic: a review. *Ambio*, **50**: 822–833. doi:10.1007/s13280-020-01497-4. PMID: 33507498.
- Wyatt, T., Miralles, O., Massé, F., Lima, R., da Costa, T.V., and Giovanini, D., 2022. Wildlife trafficking via social media in Brazil. *Biol. Conserv.* **265**: 109420. doi:10.1016/j.biocon.2021.109420.
- Wyatt, T., van Uhm, D., and Nurse, A., 2020. Differentiating criminal networks in the illegal wildlife trade: organized, corporate and dis-organized crime. *Trends Organ. Crime*, **23**: 350–366. doi:10.1007/s12117-020-09385-9.
- Xiao, L., Lu, Z., Li, X., Zhao, X., and Li, B.V., 2021. Why do we need a wildlife consumption ban in China? *Curr. Biol.* **31**: R168–R172. doi:10.1016/j.cub.2020.12.036. PMID: 33621498.
- Zahoor, M.A., Zahoor, M.K., Siddique, A.B., Shafique, M., Nawaz, Z., Yasmin, A., et al., 2018. Welfare of pet birds and potential zoonoses. In *Animal Welfare. BoD – Books on Demand. Edited by M. Abubakar and S. Manzoor*. pp. 73–84.
- Zhongming, Z., Linong, L., Wangqiang, Z., and Wei, L., 2021. Species traded legally through Hong Kong with inadequate traceability. *GST-DTAP*.
- Ziarati, M., Zorriehzahra, M.J., Hassantabar, F., Mehrabi, Z., Dhawan, M., Sharun, K., et al., 2022. Zoonotic diseases of fish and their prevention and control. *Vet. Q.* **42**: 95–118. doi:10.1080/01652176.2022.2080298. PMID: 35635057.